


*Serine*TM
Pakistani Suit
A BRAND BY  MEGHA EXPORT
S - 115 E



TOP - FOX GEORGETTE HEAVY EMBROIDERY WORK
WITH HAND WORK
BOTTOM+INNER -HEAVY SANTOON
DUPATTA - NAZNIN HEAVY EMBROIDERY WORK
WITH HEAVY LACE WORK



S - 115 D



S - 115 E




S - 115 F



S - 115 G




*Serine*TM
Pakistani Suit
A BRAND BY  MEGHA EXPORT
S - 115 D



TOP - FOX GEORGETTE HEAVY EMBROIDERY WORK
WITH HAND WORK
BOTTOM+INNER -HEAVY SANTOON
DUPATTA - NAZNIN HEAVY EMBROIDERY WORK
WITH HEAVY LACE WORK

*Serine*TM
Pakistani Suit
A BRAND BY  MEGHA EXPORT
S - 115 E



TOP - FOX GEORGETTE HEAVY EMBROIDERY WORK
WITH HAND WORK
BOTTOM+INNER -HEAVY SANTOON
DUPATTA - NAZNIN HEAVY EMBROIDERY WORK
WITH HEAVY LACE WORK



*Serine*TM
Pakistani Suit
A BRAND BY  MEGHA EXPORT
S - 115 G



TOP - FOX GEORGETTE HEAVY EMBROIDERY WORK
WITH HAND WORK
BOTTOM+INNER -HEAVY SANTOON
DUPATTA - NAZNIN HEAVY EMBROIDERY WORK
WITH HEAVY LACE WORK

*Serine*TM
Pakistani Suit
A BRAND BY  MEGHA EXPORT
S - 115 F



TOP - FOX GEORGETTE HEAVY EMBROIDERY WORK
WITH HAND WORK
BOTTOM+INNER -HEAVY SANTOON
DUPATTA - NAZNIN HEAVY EMBROIDERY WORK
WITH HEAVY LACE WORK